

Scaled data based on original data using  
LM-79-08 Approved Method: Electrical and Photometric Measurements of Solid-  
State Lighting Products

Test Report Prepared for  
Cooper Lighting Solutions  
(formerly Eaton)

Brand: McGRAW-EDISON

Report Number: P226530

Luminaire Tested: **ISW-AF-600-LED-E1-T4FT**

Issue Date: 3/3/2020

**Test Information**

Test Method: LM-79-08  
Report Number: P226530  
TEST IS SCALED FROM IESNA LM-79-08 TEST DATA (P35943)  
Test Lab: INNOVATION CENTER-P3  
Issue Date: 3/3/2020  
Manufacturer: COOPER LIGHTING SOLUTIONS (FORMERLY EATON)  
Product Line: MCGRAW-EDISON  
Catalog Number: ISW-AF-600-LED-E1-T4FT  
Description: IMPACT ELITE LED WEDGE LUMINAIRE  
LIGHT SQUARE WITH ACCULED OPTICS-TYPE IV FORWARD THROW  
Light Source: (16) 4000K CCT, 70 CRI LEDs  
Ballast/Driver: ELECTRONIC DRIVER

**Summary**

Lumens per Lamp: N/A  
Luminaire Lumens: 4240 lumens  
Efficiency: N/A  
Efficacy: 125.8 lumens/watt  
Luminous Opening: Rectangular (W 0.5' x L: 0.5' x H: 0')  
IES Classification: Type IV - Short - Non-Cutoff  
BUG Rating: B1 - U1 - G1  
  
Input Watts (W): 33.7  
Input Voltage (V): 120  
Input Current (Ain): NR  
Voltage Rise (V): NR  
Power Factor: NR  
Total Harmonic Distortion (THDi): NR  
Frequency (hertz): 60  
Stabilization Time: NR  
Operation Time: NR  
Ambient Temperature (°C): NR  
Test Distance: 25 FT

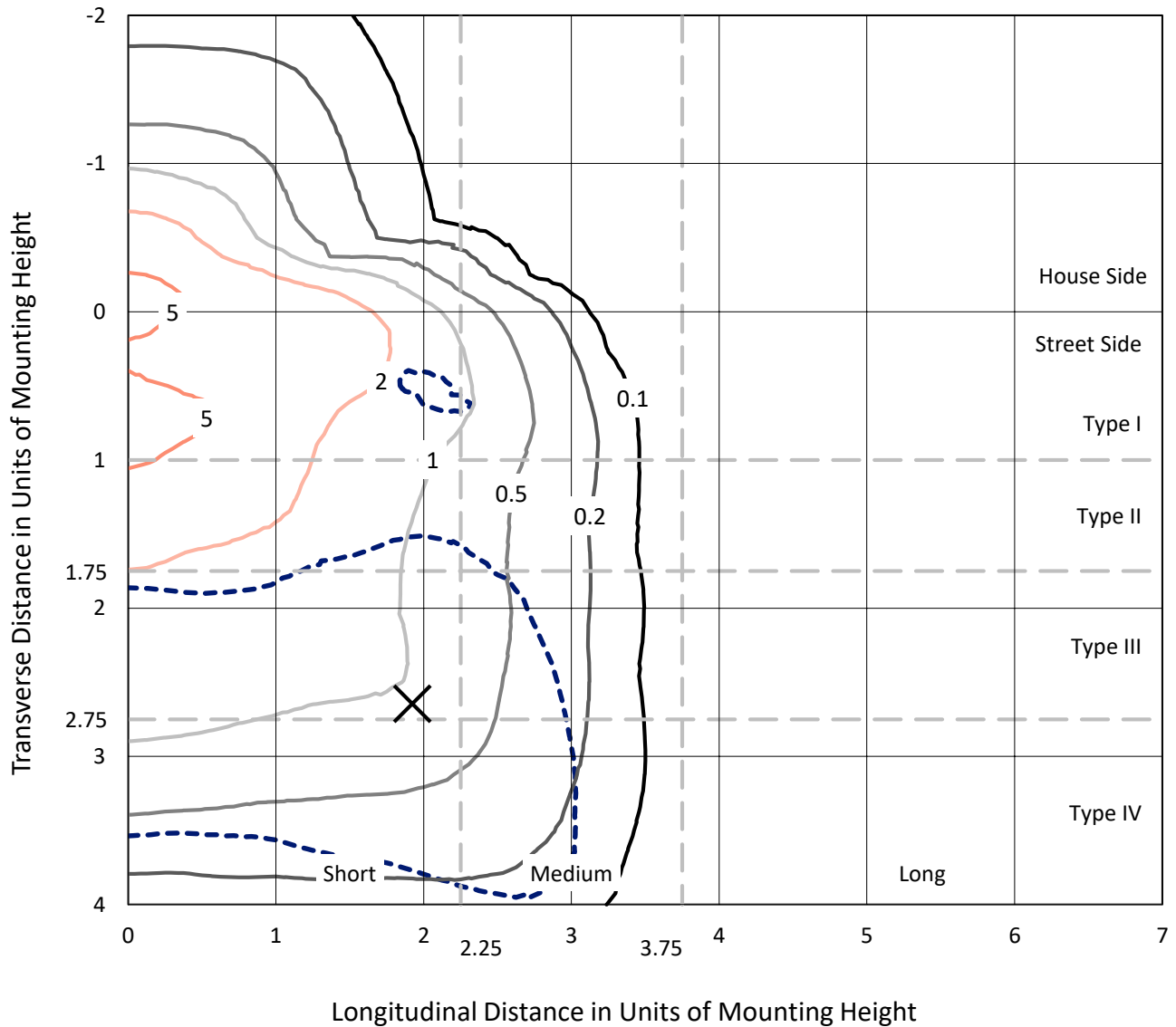


REPORT NUMBER: P226530

CATALOG NUMBER: ISW-AF-600-LED-E1-T4FT

### Iso-Footcandle Lines of Horizontal Illumination

× Max cd  
 - - - 1/2 Max cd

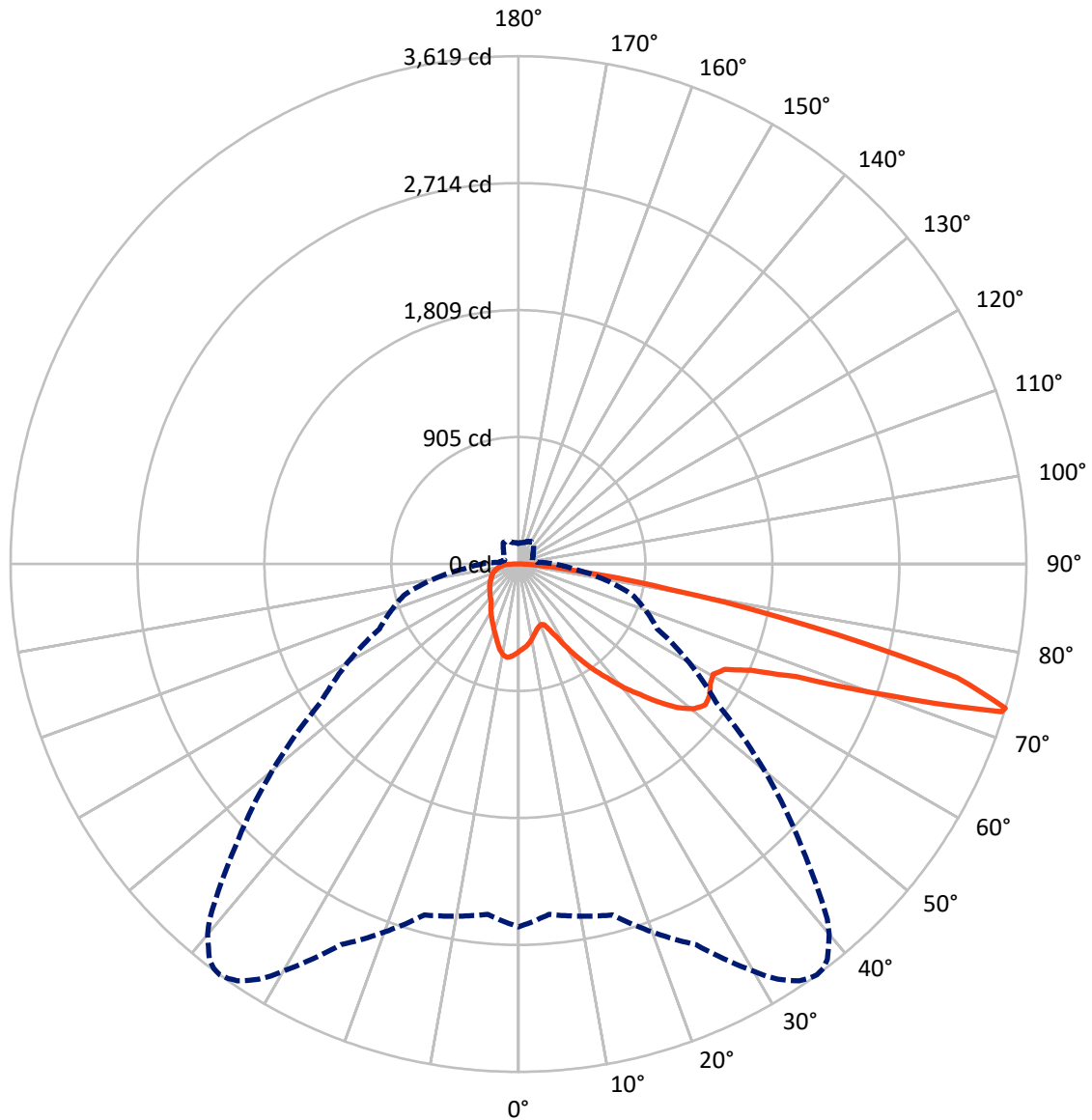


Based on 10 foot mounting height. Maximum calculated value = 6.5 fc  
 Type IV - Short - Non-Cutoff

REPORT NUMBER: P226530

CATALOG NUMBER: ISW-AF-600-LED-E1-T4FT

### Luminous Intensity Polar Plot



— Vertical Plane Through 36-Deg Lateral    - - - Horizontal Cone Through 73-Deg Vertical

REPORT NUMBER: P226530

CATALOG NUMBER: ISW-AF-600-LED-E1-T4FT

**FLUX DISTRIBUTION:**

		Downward	Upward	Total
<b>House Side</b>	Lumens	894.0	1.0	895.0
	% Fixture	21.1	0.0	21.1
<b>Street Side</b>	Lumens	3344.7	0.3	3345.0
	% Fixture	78.9	0.0	78.9
<b>Total</b>	Lumens	4238.7	1.3	4240.0
	% Fixture	100.0	0.0	100.0

**Coefficient of Utilization**

**ZONAL LUMENS:**

Zone	Lumens	% Fixture
0°-10°	58.6	1.4
10°-20°	155.3	3.7
20°-30°	254.6	6.0
30°-40°	421.8	9.9
40°-50°	619.8	14.6
50°-60°	781.5	18.4
60°-70°	1023.4	24.1
70°-80°	828.4	19.5
80°-90°	95.3	2.2
90°-100°	1.3	0.0
100°-110°	0.0	0.0
110°-120°	0.0	0.0
120°-130°	0.0	0.0
130°-140°	0.0	0.0
140°-150°	0.0	0.0
150°-160°	0.0	0.0
160°-170°	0.0	0.0
170°-180°	0.0	0.0
0°-90°	4238.7	100.0
0°-180°	4240.0	100.0



REPORT NUMBER: P226530

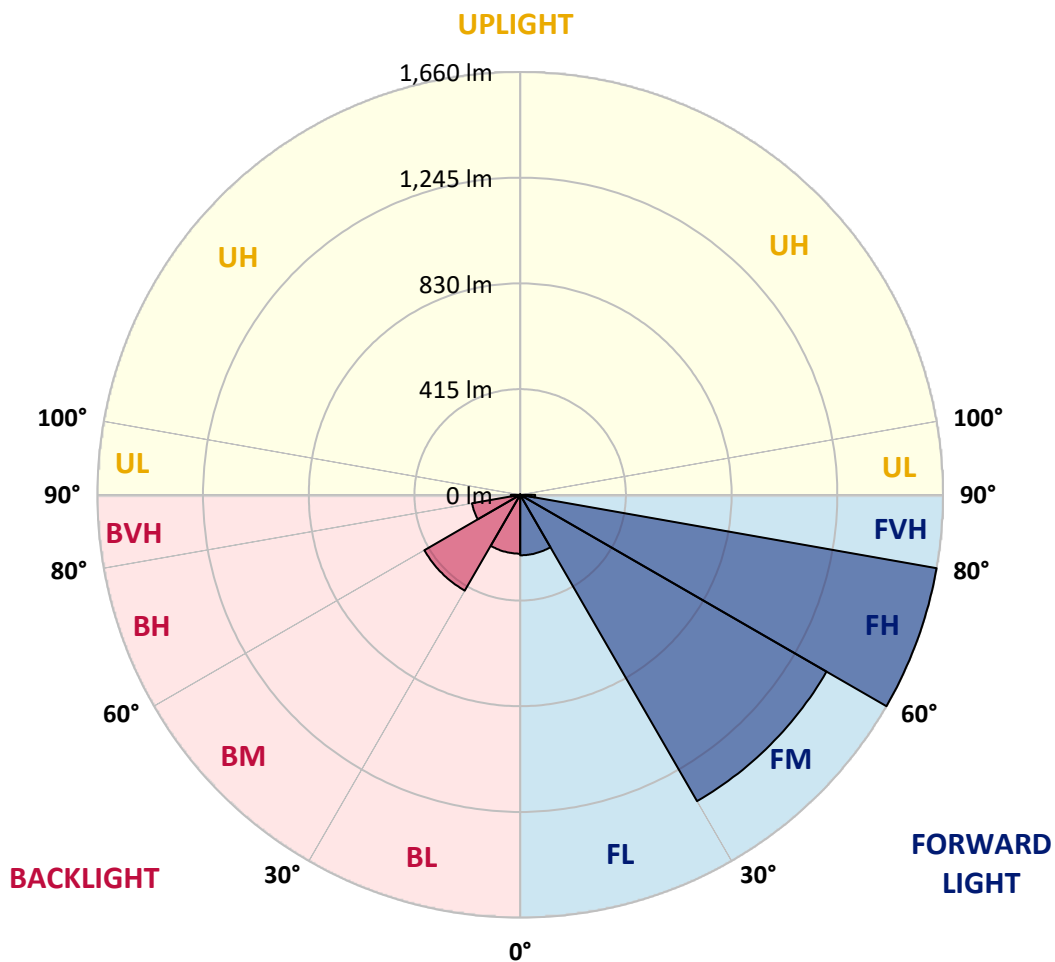
CATALOG NUMBER: ISW-AF-600-LED-E1-T4FT

**LUMINAIRE CLASSIFICATION SYSTEM LUMEN TABLE AND BUG RATING:**

Zone		Lumens	% Fixture	Zone Rating/Lumen Limit		
				B	U	G
FL	(0°-30°)	237.4	5.6			
FM	(30°-60°)	1388.5	32.7			
FH	(60°-80°)	1660.0	39.2			G1/1800
FVH	(80°-90°)	58.8	1.4			G1/100
BL	(0°-30°)	231.1	5.5	B1/500		
BM	(30°-60°)	434.5	10.2	B1/1000		
BH	(60°-80°)	191.8	4.5	B1/500		G1/500
BVH	(80°-90°)	36.5	0.9			G1/100
UL	(90°-100°)	1.3	0.0		U1/10	
UH	(100°-180°)	1.0	0.0		U1/10	

**BUG Rating: B1-U1-G1**

Type IV Short





REPORT NUMBER: P226530

CATALOG NUMBER: ISW-AF-600-LED-E1-T4FT

**CANDELA DISTRIBUTION (FULL):**

	0°	5°	15°	25°	30°	31°	32°	33°	34°	35°	36°
0°	622.7	622.7	622.7	622.7	622.7	622.7	622.7	622.7	622.7	622.7	622.7
2.5°	600.3	601.4	602.6	602.6	602.6	604.5	603.8	603.8	604.5	605.1	605.1
5°	577.8	578.4	582.0	583.2	586.9	586.3	586.3	586.3	588.7	586.9	588.1
7.5°	552.2	553.4	557.1	561.3	564.4	565.0	564.4	563.1	566.2	567.4	566.2
10°	521.8	522.4	527.3	531.0	535.8	535.2	537.0	537.0	538.3	537.7	540.1
12.5°	506.7	505.4	503.0	504.8	506.1	506.1	506.1	507.9	507.3	508.5	510.4
15°	504.8	501.8	489.7	485.4	484.2	484.2	483.5	482.9	484.8	486.6	486.6
17.5°	513.3	507.3	483.5	471.5	469.0	467.8	468.4	467.2	467.2	469.6	469.0
20°	554.6	543.7	496.3	469.6	462.3	462.3	461.7	459.9	459.9	460.5	460.5
22.5°	659.8	645.8	563.1	507.9	482.3	481.7	480.0	478.1	473.2	472.0	469.6
25°	806.2	789.7	648.2	588.7	552.8	551.6	542.5	541.2	529.8	530.4	522.4
27.5°	919.7	908.8	761.8	682.8	648.9	641.5	637.3	626.4	616.6	608.8	599.0
30°	958.6	956.9	876.7	812.8	761.8	753.3	741.7	736.9	722.9	712.0	705.3
32.5°	1020.0	1021.8	988.4	918.0	873.6	865.1	855.4	843.8	834.1	826.9	811.0
35°	1107.4	1108.1	1085.0	1032.2	981.1	969.6	964.1	950.7	941.6	932.5	924.6
37.5°	1168.2	1171.3	1154.9	1114.2	1083.8	1067.3	1066.8	1057.1	1046.8	1038.8	1031.5
40°	1284.9	1268.5	1214.4	1188.3	1163.4	1161.6	1156.1	1150.6	1153.1	1148.8	1156.7
42.5°	1402.8	1382.1	1306.7	1269.7	1254.5	1257.5	1255.8	1256.3	1263.7	1261.8	1270.3
45°	1503.6	1479.9	1408.2	1364.5	1376.6	1380.3	1390.6	1396.6	1393.7	1404.6	1404.6
47.5°	1604.4	1549.2	1464.1	1484.1	1492.7	1520.6	1527.9	1526.0	1536.4	1541.3	1527.9
50°	1533.4	1518.8	1512.1	1573.4	1611.8	1620.9	1631.2	1636.6	1641.5	1634.8	1621.5
52.5°	1383.3	1382.1	1476.2	1626.3	1658.5	1670.7	1680.4	1684.6	1682.8	1679.2	1668.2
55°	1332.9	1323.2	1404.6	1571.7	1620.9	1632.4	1646.3	1654.8	1663.3	1662.2	1653.6
57.5°	1401.5	1393.7	1394.3	1523.7	1571.7	1582.0	1591.1	1600.8	1603.2	1611.1	1611.8
60°	1600.8	1590.5	1507.2	1521.8	1570.4	1582.0	1583.2	1588.6	1589.3	1593.5	1594.1
62.5°	1888.2	1869.3	1742.3	1633.0	1650.0	1655.4	1659.7	1658.5	1656.1	1653.0	1653.0
65°	2202.8	2185.2	2021.8	1894.2	1845.0	1858.4	1837.1	1832.8	1828.0	1828.0	1822.5
67.5°	2577.0	2543.7	2417.2	2273.9	2202.8	2209.5	2219.2	2182.2	2168.9	2170.0	2141.4
70°	2958.6	2923.4	2868.0	2866.2	2902.1	2886.3	2841.3	2900.9	2830.4	2813.4	2807.3
72.5°	2747.7	2705.8	2717.4	3060.7	3382.6	3434.9	3484.7	3530.8	3572.1	3597.1	3600.7
73°	2586.1	2506.5	2589.2	2992.6	3349.9	3427.0	3489.0	3538.2	3582.5	3605.0	3618.9
75°	1291.6	1295.8	1702.8	2468.9	2927.6	2993.8	3090.4	3144.4	3224.6	3266.0	3229.6
77.5°	299.5	310.5	515.8	1171.9	1755.1	1849.9	1927.0	2006.0	2099.0	2133.6	2103.2
80°	105.7	110.6	181.7	445.3	732.6	784.9	851.1	938.0	1024.3	1045.6	1099.0
82.5°	55.9	61.4	96.0	193.2	312.8	342.1	359.1	394.9	425.2	443.4	453.2
85°	32.2	32.8	54.6	106.9	143.4	154.9	165.8	174.3	184.0	177.4	177.4
87.5°	12.8	14.0	27.9	50.4	69.3	77.1	77.1	77.1	76.5	67.4	61.4
90°	2.5	3.7	5.4	10.3	9.1	9.1	8.5	7.3	6.6	7.3	4.3
92.5°	0.0	0.0	0.0	0.0	0.0	0.0	0.0	0.0	0.0	0.0	0.0
95°	0.0	0.0	0.0	0.0	0.0	0.0	0.0	0.0	0.0	0.0	0.0
97.5°	0.0	0.0	0.0	0.0	0.0	0.0	0.0	0.0	0.0	0.0	0.0
100°	0.0	0.0	0.0	0.0	0.0	0.0	0.0	0.0	0.0	0.0	0.0
102.5°	0.0	0.0	0.0	0.0	0.0	0.0	0.0	0.0	0.0	0.0	0.0
105°	0.0	0.0	0.0	0.0	0.0	0.0	0.0	0.0	0.0	0.0	0.0
107.5°	0.0	0.0	0.0	0.0	0.0	0.0	0.0	0.0	0.0	0.0	0.0



REPORT NUMBER: P226530

CATALOG NUMBER: ISW-AF-600-LED-E1-T4FT

**CANDELA DISTRIBUTION (continued):**

	0°	5°	15°	25°	30°	31°	32°	33°	34°	35°	36°
110°	0.0	0.0	0.0	0.0	0.0	0.0	0.0	0.0	0.0	0.0	0.0
112.5°	0.0	0.0	0.0	0.0	0.0	0.0	0.0	0.0	0.0	0.0	0.0
115°	0.0	0.0	0.0	0.0	0.0	0.0	0.0	0.0	0.0	0.0	0.0
117.5°	0.0	0.0	0.0	0.0	0.0	0.0	0.0	0.0	0.0	0.0	0.0
120°	0.0	0.0	0.0	0.0	0.0	0.0	0.0	0.0	0.0	0.0	0.0
122.5°	0.0	0.0	0.0	0.0	0.0	0.0	0.0	0.0	0.0	0.0	0.0
125°	0.0	0.0	0.0	0.0	0.0	0.0	0.0	0.0	0.0	0.0	0.0
127.5°	0.0	0.0	0.0	0.0	0.0	0.0	0.0	0.0	0.0	0.0	0.0
130°	0.0	0.0	0.0	0.0	0.0	0.0	0.0	0.0	0.0	0.0	0.0
132.5°	0.0	0.0	0.0	0.0	0.0	0.0	0.0	0.0	0.0	0.0	0.0
135°	0.0	0.0	0.0	0.0	0.0	0.0	0.0	0.0	0.0	0.0	0.0
137.5°	0.0	0.0	0.0	0.0	0.0	0.0	0.0	0.0	0.0	0.0	0.0
140°	0.0	0.0	0.0	0.0	0.0	0.0	0.0	0.0	0.0	0.0	0.0
142.5°	0.0	0.0	0.0	0.0	0.0	0.0	0.0	0.0	0.0	0.0	0.0
145°	0.0	0.0	0.0	0.0	0.0	0.0	0.0	0.0	0.0	0.0	0.0
147.5°	0.0	0.0	0.0	0.0	0.0	0.0	0.0	0.0	0.0	0.0	0.0
150°	0.0	0.0	0.0	0.0	0.0	0.0	0.0	0.0	0.0	0.0	0.0
152.5°	0.0	0.0	0.0	0.0	0.0	0.0	0.0	0.0	0.0	0.0	0.0
155°	0.0	0.0	0.0	0.0	0.0	0.0	0.0	0.0	0.0	0.0	0.0
157.5°	0.0	0.0	0.0	0.0	0.0	0.0	0.0	0.0	0.0	0.0	0.0
160°	0.0	0.0	0.0	0.0	0.0	0.0	0.0	0.0	0.0	0.0	0.0
162.5°	0.0	0.0	0.0	0.0	0.0	0.0	0.0	0.0	0.0	0.0	0.0
165°	0.0	0.0	0.0	0.0	0.0	0.0	0.0	0.0	0.0	0.0	0.0
167.5°	0.0	0.0	0.0	0.0	0.0	0.0	0.0	0.0	0.0	0.0	0.0
170°	0.0	0.0	0.0	0.0	0.0	0.0	0.0	0.0	0.0	0.0	0.0
172.5°	0.0	0.0	0.0	0.0	0.0	0.0	0.0	0.0	0.0	0.0	0.0
175°	0.0	0.0	0.0	0.0	0.0	0.0	0.0	0.0	0.0	0.0	0.0
177.5°	0.0	0.0	0.0	0.0	0.0	0.0	0.0	0.0	0.0	0.0	0.0
180°	0.0	0.0	0.0	0.0	0.0	0.0	0.0	0.0	0.0	0.0	0.0





REPORT NUMBER: P226530

CATALOG NUMBER: ISW-AF-600-LED-E1-T4FT

**CANDELA DISTRIBUTION (continued):**

	37°	38°	39°	40°	41°	45°	55°	65°	75°	85°	90°
0°	622.7	622.7	622.7	622.7	622.7	622.7	622.7	622.7	622.7	622.7	622.7
2.5°	606.3	606.9	605.7	608.1	606.3	606.3	609.4	614.8	619.1	620.3	623.9
5°	589.3	589.9	589.9	590.5	589.9	591.1	596.6	601.4	610.0	614.2	619.7
7.5°	567.4	569.3	568.7	569.9	569.9	571.0	579.6	587.5	596.0	603.8	610.5
10°	541.2	542.5	544.9	543.7	543.7	547.4	556.5	568.0	578.4	589.9	597.8
12.5°	510.4	513.3	512.7	515.2	516.4	518.8	534.0	546.8	559.6	572.9	583.2
15°	486.0	487.8	489.1	489.7	489.7	495.1	510.4	526.1	543.1	558.9	569.9
17.5°	470.3	470.3	471.5	472.0	473.2	476.9	492.7	510.4	529.8	549.2	561.3
20°	461.1	461.1	461.7	462.3	462.3	466.6	481.2	501.2	522.4	547.4	561.9
22.5°	468.4	466.6	466.0	466.0	463.5	463.5	477.5	498.8	525.5	557.7	576.5
25°	518.2	512.7	504.2	502.4	499.4	484.8	482.9	507.3	540.1	580.2	608.8
27.5°	592.9	587.5	582.0	575.3	570.5	543.7	507.3	529.2	568.0	625.1	660.3
30°	690.7	679.9	671.9	664.6	643.3	614.2	557.7	563.1	611.1	687.7	732.0
32.5°	800.0	788.6	776.4	759.4	753.9	706.6	634.2	619.7	665.8	760.6	806.8
35°	905.8	900.3	891.8	885.2	872.4	832.9	733.9	687.7	729.1	846.3	882.1
37.5°	1028.5	1018.1	1018.8	1013.3	1006.1	972.6	837.2	769.7	797.1	928.2	950.7
40°	1149.4	1146.9	1150.6	1141.5	1129.3	1084.4	913.1	829.8	868.2	1007.3	1001.8
42.5°	1263.7	1265.5	1261.2	1250.9	1237.5	1162.2	961.7	880.9	931.9	1076.6	1042.5
45°	1394.3	1387.5	1369.9	1351.7	1335.3	1229.0	987.8	938.0	993.3	1151.2	1083.8
47.5°	1517.5	1491.5	1476.2	1448.3	1416.1	1289.7	1023.1	998.1	1061.3	1221.7	1123.3
50°	1608.1	1583.7	1558.3	1524.2	1490.2	1342.6	1069.8	1066.2	1138.4	1300.7	1177.3
52.5°	1649.4	1626.9	1602.0	1567.4	1533.4	1380.9	1132.4	1132.4	1229.6	1405.1	1252.1
55°	1642.8	1626.3	1604.4	1572.9	1546.7	1401.5	1196.8	1205.3	1343.9	1518.2	1338.3
57.5°	1607.5	1598.4	1585.6	1563.7	1542.5	1417.3	1272.8	1278.2	1496.9	1626.9	1419.8
60°	1595.3	1591.7	1584.3	1571.7	1555.2	1452.0	1353.6	1365.6	1668.2	1726.5	1465.9
62.5°	1649.4	1642.1	1636.6	1623.8	1608.7	1537.0	1454.9	1458.6	1829.2	1738.7	1421.0
65°	1801.3	1787.9	1778.8	1761.8	1744.7	1665.2	1584.3	1544.9	1908.2	1625.1	1268.5
67.5°	2119.6	2097.8	2071.6	2039.5	1992.6	1920.9	1712.5	1557.0	1836.5	1376.6	1000.5
70°	2749.0	2701.6	2641.5	2572.8	2555.2	2346.2	1792.7	1467.1	1526.7	961.7	663.4
72.5°	3594.6	3545.4	3491.9	3435.5	3323.7	2864.4	1757.5	1183.5	949.5	494.5	315.9
73°	3608.6	3575.2	3510.8	3445.2	3354.1	2855.3	1719.3	1091.1	837.2	389.4	258.8
75°	3236.2	3222.8	3159.7	3033.3	2956.1	2411.8	1266.0	632.4	366.3	240.6	168.3
77.5°	2100.1	2085.6	2049.8	2037.6	1895.4	1563.7	566.8	246.0	199.3	159.8	119.1
80°	1119.0	1051.0	1038.8	990.2	886.4	602.0	193.7	150.7	132.5	106.9	83.3
82.5°	453.8	424.6	413.7	374.8	352.4	180.4	97.2	104.4	88.7	63.2	51.0
85°	167.0	153.7	150.1	122.1	107.5	53.5	59.5	73.6	55.2	35.2	25.5
87.5°	57.7	49.8	43.2	33.5	31.0	21.9	32.8	40.1	35.2	21.3	12.2
90°	4.3	3.7	3.1	2.5	3.1	2.5	3.7	5.4	6.0	3.7	2.5
92.5°	0.0	0.0	0.0	0.0	0.0	0.0	0.0	0.0	0.0	0.0	0.0
95°	0.0	0.0	0.0	0.0	0.0	0.0	0.0	0.0	0.0	0.0	0.0
97.5°	0.0	0.0	0.0	0.0	0.0	0.0	0.0	0.0	0.0	0.0	0.0
100°	0.0	0.0	0.0	0.0	0.0	0.0	0.0	0.0	0.0	0.0	0.0
102.5°	0.0	0.0	0.0	0.0	0.0	0.0	0.0	0.0	0.0	0.0	0.0
105°	0.0	0.0	0.0	0.0	0.0	0.0	0.0	0.0	0.0	0.0	0.0
107.5°	0.0	0.0	0.0	0.0	0.0	0.0	0.0	0.0	0.0	0.0	0.0



REPORT NUMBER: P226530

CATALOG NUMBER: ISW-AF-600-LED-E1-T4FT

**CANDELA DISTRIBUTION (continued):**

	37°	38°	39°	40°	41°	45°	55°	65°	75°	85°	90°
110°	0.0	0.0	0.0	0.0	0.0	0.0	0.0	0.0	0.0	0.0	0.0
112.5°	0.0	0.0	0.0	0.0	0.0	0.0	0.0	0.0	0.0	0.0	0.0
115°	0.0	0.0	0.0	0.0	0.0	0.0	0.0	0.0	0.0	0.0	0.0
117.5°	0.0	0.0	0.0	0.0	0.0	0.0	0.0	0.0	0.0	0.0	0.0
120°	0.0	0.0	0.0	0.0	0.0	0.0	0.0	0.0	0.0	0.0	0.0
122.5°	0.0	0.0	0.0	0.0	0.0	0.0	0.0	0.0	0.0	0.0	0.0
125°	0.0	0.0	0.0	0.0	0.0	0.0	0.0	0.0	0.0	0.0	0.0
127.5°	0.0	0.0	0.0	0.0	0.0	0.0	0.0	0.0	0.0	0.0	0.0
130°	0.0	0.0	0.0	0.0	0.0	0.0	0.0	0.0	0.0	0.0	0.0
132.5°	0.0	0.0	0.0	0.0	0.0	0.0	0.0	0.0	0.0	0.0	0.0
135°	0.0	0.0	0.0	0.0	0.0	0.0	0.0	0.0	0.0	0.0	0.0
137.5°	0.0	0.0	0.0	0.0	0.0	0.0	0.0	0.0	0.0	0.0	0.0
140°	0.0	0.0	0.0	0.0	0.0	0.0	0.0	0.0	0.0	0.0	0.0
142.5°	0.0	0.0	0.0	0.0	0.0	0.0	0.0	0.0	0.0	0.0	0.0
145°	0.0	0.0	0.0	0.0	0.0	0.0	0.0	0.0	0.0	0.0	0.0
147.5°	0.0	0.0	0.0	0.0	0.0	0.0	0.0	0.0	0.0	0.0	0.0
150°	0.0	0.0	0.0	0.0	0.0	0.0	0.0	0.0	0.0	0.0	0.0
152.5°	0.0	0.0	0.0	0.0	0.0	0.0	0.0	0.0	0.0	0.0	0.0
155°	0.0	0.0	0.0	0.0	0.0	0.0	0.0	0.0	0.0	0.0	0.0
157.5°	0.0	0.0	0.0	0.0	0.0	0.0	0.0	0.0	0.0	0.0	0.0
160°	0.0	0.0	0.0	0.0	0.0	0.0	0.0	0.0	0.0	0.0	0.0
162.5°	0.0	0.0	0.0	0.0	0.0	0.0	0.0	0.0	0.0	0.0	0.0
165°	0.0	0.0	0.0	0.0	0.0	0.0	0.0	0.0	0.0	0.0	0.0
167.5°	0.0	0.0	0.0	0.0	0.0	0.0	0.0	0.0	0.0	0.0	0.0
170°	0.0	0.0	0.0	0.0	0.0	0.0	0.0	0.0	0.0	0.0	0.0
172.5°	0.0	0.0	0.0	0.0	0.0	0.0	0.0	0.0	0.0	0.0	0.0
175°	0.0	0.0	0.0	0.0	0.0	0.0	0.0	0.0	0.0	0.0	0.0
177.5°	0.0	0.0	0.0	0.0	0.0	0.0	0.0	0.0	0.0	0.0	0.0
180°	0.0	0.0	0.0	0.0	0.0	0.0	0.0	0.0	0.0	0.0	0.0



REPORT NUMBER: P226530

CATALOG NUMBER: ISW-AF-600-LED-E1-T4FT

**CANDELA DISTRIBUTION (continued):**

	95°	105°	115°	125°	135°	145°	155°	165°	175°	180°
0°	622.7	622.7	622.7	622.7	622.7	622.7	622.7	622.7	622.7	622.7
2.5°	625.1	627.6	632.4	636.1	639.1	643.3	644.6	647.0	643.9	647.6
5°	622.7	630.0	639.1	647.6	655.5	662.2	665.2	665.8	666.5	668.9
7.5°	616.6	627.6	642.1	653.7	665.8	670.0	671.9	672.5	668.3	670.0
10°	604.5	622.1	640.3	654.3	660.3	657.3	652.4	644.6	640.9	640.9
12.5°	591.1	613.6	634.8	642.7	637.3	625.7	612.3	597.8	592.3	592.3
15°	580.2	608.8	626.4	620.8	605.1	583.2	565.0	549.8	544.9	543.1
17.5°	574.1	606.3	613.0	596.0	569.3	541.9	523.6	511.0	506.7	506.7
20°	579.0	608.8	597.8	566.2	532.8	507.9	492.0	483.5	479.4	481.2
22.5°	599.7	617.9	584.4	537.0	496.3	475.1	467.8	462.3	461.7	462.9
25°	634.2	630.0	572.9	506.7	462.3	447.1	446.5	444.7	444.1	443.4
27.5°	679.2	645.2	558.9	472.6	428.3	421.0	424.6	424.0	423.4	424.0
30°	738.8	658.6	538.3	435.6	396.1	396.1	401.6	399.8	397.3	397.9
32.5°	794.0	668.3	506.7	394.2	370.6	371.8	373.6	368.8	362.6	363.9
35°	841.4	668.3	464.1	357.2	344.4	344.4	345.7	341.5	336.6	334.7
37.5°	880.9	654.9	410.7	329.3	323.2	323.2	328.1	323.8	314.7	312.8
40°	904.6	625.7	361.5	308.6	312.8	313.4	306.8	299.5	291.0	289.2
42.5°	919.7	583.2	322.6	294.0	306.2	301.4	285.5	273.9	273.3	275.8
45°	933.1	535.2	291.6	279.5	298.9	288.6	267.3	256.4	260.0	262.5
47.5°	946.5	487.2	266.7	263.1	285.5	278.2	255.7	243.6	241.8	245.4
50°	978.0	420.4	238.1	243.6	269.1	266.7	245.4	231.5	219.9	219.3
52.5°	1020.6	331.1	213.8	226.6	256.4	260.0	233.8	220.5	204.7	202.3
55°	1068.0	253.9	193.7	213.3	244.2	250.3	229.7	209.6	192.6	190.2
57.5°	1082.0	200.5	174.9	194.4	227.8	241.2	223.0	196.8	184.0	181.7
60°	1034.0	166.4	159.2	178.6	211.4	232.1	212.7	187.1	175.5	173.7
62.5°	887.6	147.0	150.7	168.3	199.3	223.5	204.7	179.8	170.7	169.5
65°	677.4	133.7	143.4	159.8	188.3	215.6	199.3	176.8	169.5	168.3
67.5°	425.2	124.0	136.1	150.7	177.4	207.1	195.0	173.2	167.7	165.8
70°	235.7	113.6	126.3	140.3	166.4	199.3	189.6	167.7	167.0	163.5
72.5°	143.4	102.7	116.0	129.4	154.3	189.6	179.8	161.0	154.9	147.6
73°	136.7	101.5	113.6	126.9	151.3	187.1	178.0	158.6	152.5	145.2
75°	110.6	91.1	103.9	115.4	140.3	177.4	167.7	150.1	140.3	134.8
77.5°	81.4	77.7	89.9	100.9	126.3	164.0	153.1	137.3	125.7	122.8
80°	60.1	64.4	75.9	85.6	111.2	150.7	137.9	122.8	115.4	111.8
82.5°	40.7	49.8	60.8	68.6	98.4	136.1	122.1	107.5	112.4	93.6
85°	23.7	34.7	43.8	53.5	79.0	121.5	106.3	91.8	80.2	72.3
87.5°	15.8	19.4	26.7	36.4	57.1	95.3	84.4	71.7	52.3	52.3
90°	1.8	2.5	3.7	4.3	7.9	40.7	27.9	33.5	6.0	5.4
92.5°	0.0	0.0	0.0	0.0	0.0	0.0	0.0	0.0	0.0	0.0
95°	0.0	0.0	0.0	0.0	0.0	0.0	0.0	0.0	0.0	0.0
97.5°	0.0	0.0	0.0	0.0	0.0	0.0	0.0	0.0	0.0	0.0
100°	0.0	0.0	0.0	0.0	0.0	0.0	0.0	0.0	0.0	0.0
102.5°	0.0	0.0	0.0	0.0	0.0	0.0	0.0	0.0	0.0	0.0
105°	0.0	0.0	0.0	0.0	0.0	0.0	0.0	0.0	0.0	0.0
107.5°	0.0	0.0	0.0	0.0	0.0	0.0	0.0	0.0	0.0	0.0



REPORT NUMBER: P226530

CATALOG NUMBER: ISW-AF-600-LED-E1-T4FT

**CANDELA DISTRIBUTION (continued):**

	95°	105°	115°	125°	135°	145°	155°	165°	175°	180°
110°	0.0	0.0	0.0	0.0	0.0	0.0	0.0	0.0	0.0	0.0
112.5°	0.0	0.0	0.0	0.0	0.0	0.0	0.0	0.0	0.0	0.0
115°	0.0	0.0	0.0	0.0	0.0	0.0	0.0	0.0	0.0	0.0
117.5°	0.0	0.0	0.0	0.0	0.0	0.0	0.0	0.0	0.0	0.0
120°	0.0	0.0	0.0	0.0	0.0	0.0	0.0	0.0	0.0	0.0
122.5°	0.0	0.0	0.0	0.0	0.0	0.0	0.0	0.0	0.0	0.0
125°	0.0	0.0	0.0	0.0	0.0	0.0	0.0	0.0	0.0	0.0
127.5°	0.0	0.0	0.0	0.0	0.0	0.0	0.0	0.0	0.0	0.0
130°	0.0	0.0	0.0	0.0	0.0	0.0	0.0	0.0	0.0	0.0
132.5°	0.0	0.0	0.0	0.0	0.0	0.0	0.0	0.0	0.0	0.0
135°	0.0	0.0	0.0	0.0	0.0	0.0	0.0	0.0	0.0	0.0
137.5°	0.0	0.0	0.0	0.0	0.0	0.0	0.0	0.0	0.0	0.0
140°	0.0	0.0	0.0	0.0	0.0	0.0	0.0	0.0	0.0	0.0
142.5°	0.0	0.0	0.0	0.0	0.0	0.0	0.0	0.0	0.0	0.0
145°	0.0	0.0	0.0	0.0	0.0	0.0	0.0	0.0	0.0	0.0
147.5°	0.0	0.0	0.0	0.0	0.0	0.0	0.0	0.0	0.0	0.0
150°	0.0	0.0	0.0	0.0	0.0	0.0	0.0	0.0	0.0	0.0
152.5°	0.0	0.0	0.0	0.0	0.0	0.0	0.0	0.0	0.0	0.0
155°	0.0	0.0	0.0	0.0	0.0	0.0	0.0	0.0	0.0	0.0
157.5°	0.0	0.0	0.0	0.0	0.0	0.0	0.0	0.0	0.0	0.0
160°	0.0	0.0	0.0	0.0	0.0	0.0	0.0	0.0	0.0	0.0
162.5°	0.0	0.0	0.0	0.0	0.0	0.0	0.0	0.0	0.0	0.0
165°	0.0	0.0	0.0	0.0	0.0	0.0	0.0	0.0	0.0	0.0
167.5°	0.0	0.0	0.0	0.0	0.0	0.0	0.0	0.0	0.0	0.0
170°	0.0	0.0	0.0	0.0	0.0	0.0	0.0	0.0	0.0	0.0
172.5°	0.0	0.0	0.0	0.0	0.0	0.0	0.0	0.0	0.0	0.0
175°	0.0	0.0	0.0	0.0	0.0	0.0	0.0	0.0	0.0	0.0
177.5°	0.0	0.0	0.0	0.0	0.0	0.0	0.0	0.0	0.0	0.0
180°	0.0	0.0	0.0	0.0	0.0	0.0	0.0	0.0	0.0	0.0

(END OF REPORT)